



**LATE KEDARI REDEKAR AYURVEDIC MAHAVIDYALAYA,
GADHINGLAJ**


SAMHITA DEPT. MODELS

Sr. No.	Tyes of Swedana Karma	Quantity
1.	Nadi Sweda	01
2	Prastar Sweda	01
3	Holak Sweda	01
4	Karshu Sweda	01
5	Kumbhi Sweda	01
6	Koopa Sweda	01
7	Sankar Sweda	01
8	Parisheka Sweda	01
9	Avagha Sweda	01
10	Kuti Sweda	01
11	Jentak Sweda	01
12	Rasayan Kuti	01
13	Kutipravesika rasayan-kuti	01




Shivani Gaware

Principal
Late Kedari Redekar Ayurvedic
Mahavidyalaya, P.G. Training and
Research Institute, Gadhinglaj




RACHANA SHARIR DEPT. MODELS

Sr. No.	Models	No.
1	Human Skin	1
2	Excretory System	1
3	Female Reproductive System	1
4	Male Reproductive System	1
5	Human Teeth with lower jaw	2
6	Human Kidney	1
7	Brain	2
8	Human model	1
9	Ear	2
10	Eye	2
11	Eye with orbit	2
12	Heart	1
13	Liver	1
14	Human Tarso	1
15	Pelvis With foetal Head	1
16	Larynx	1
17	Digestive system	1
18	Respiratory system	1
19	Circulatory System	1
20	Skeleton	1
21	Stomach	1
22	Pancreas	1
23	DNA Model	01
24	RNA Model	01
25	Excretory System	1
26	Nose	2
27	Pancrease	1
28	Kidney with bladder	1
29	Nervous System	1
30	Animal Meiosis	1
31	Animal Mitosis	1
32	Bone Model	20
33	Tharmacol Model	8
34	Dray Model Vicerol Organ	5
35	Joints Model	10



KRIYA SHARIR DEPT. MODELS

Sr. No	MODELS	Number
1	Circulatory System	01
2	Digestive System	01
3	Female Reproductive System	01
4	Kidney With Bladder	01
5	Nervous System	01
6	Respiratory System	01
7	Trividha nyaya (1+1+1)	03
8	Eye	01
9	Skin	01
10	Nose	01
11	Ear	01
12	Heart	01



SWASTHYRITTA DEPT. MODELS

1. Ideal Well
2. Water Purification
3. Western Style Toilet
4. Vaccine
5. Contraceptives
6. Ideal Bathroom
7. Luvers Ventilator
8. Hip bath tube
9. Incinerator
10. Tobins Tube
11. Septic tank
12. Lactometer
13. Savlon
14. Dropper
15. Enema Set
16. Yoga C. D.
17. Netisutra
18. Anutaila
19. Dettol Disinfectant
20. Phenolic type disinfectant



DRAVYAGUNA DEPT. MODELS

Sr. No.	Particulars
1	Navagraha Vana
2	Shiva Panchayatan Vana
3	Drugs acting on different parts of Human Body
4	Vataj Vanaushdhi Udyan
5	Pittaj Vanaushdhi Udyan
6	Kaphaj Vanaushdhi Udyan
7	Green House



RASASHASTRA MODELS

Sr. No.	Models	Quantity
1	Navratnadi	01
2	Pharmacy	01
3	Musha	12
4	Rasanagari	01
5	Yantra	01
6	Aquarium	01
7	Put	01
8	Maharasadi Dravya	01
9	Dolayantra	02
10	Valukayantra	01
11	Triyakptanyantra	01
12	Urdhavpatanyantra	01
13	Adhapatanyantra	01
14	Vidhyadharyantra	01
15	Musha	10
16	Khalva	01
17	Palikayantra	01
18	Somanalyantra	01
19	Minerals	01
20	Navratna	01
21	Panchmurtika	01
22	Panchamrut	01
23	Mahaput	01
24	Gajput	01
25	Varahaput	01
26	Valukaput	01
27	Bhudarput	01
28	Maharasadi Dravya	01
29	koshti	01
30	Ghatyantra	01
31	Kupi	01
32	Sthali Yantra	01
33	Mrudang Yantra	01
34	Kachap Yantara	01
35	Tapta Khalva Yantra	01
36	Nabhi Yantra	01
37	Patal Yantra	01
38	Jaran Yantra	01
39	Badha Pardha	01
40	Crucible	01




ROGNIDAN DEPT. MODELS

Sr. No.	Name of Models	Quantity
1	Catheter +Needle syringe chart	01
2	Clinical instrument	01
3	Tongue Exam.	01
4	Region of abdomen	01
5	Avscoltation points	01
6	Satholaya Dosh	01
7	HIV Test Model	01
8	Widal Test Model	01
9	Mountex Test Model	01
10	Insulin Syringe Model	01
11	Gram +ve bacteria chart	01
12	Gram -ve bacteria chart	01
13	Pipettes	01
14	Types of collection bulbs	01
15	Serological test model	01
16	Liver Disorder	01
17	Thyroid Gland Disorder	01
18	Kidney Disorder	01

AGADTANTRA DEPT. MODELS

Sr. No	Particulars	Quantity
1	Postmortem Room	01
2	Types of Incisions during Postmortem	01
3	Types of Abrasions	01
4	Cut throat incisions	01
5	Defence wounds	01
6.	Shot gun wounds	01
7.	Postmortem Changes	01
8	Poisonous and Non-Poisonous snake bites	01
9	Poisonous Insects (Spiders -1 & Scorpion-2 etc.)	03
10	Model of injectable Poisons	01
11	Model of oral Poisons	01
12	Model of first AID box	01
13	Model of Revolver, ,	01
14	Model of Pital,	02
15	Model of Machine Gun	01
16	Model of Bullets	20
17	Wound due to Gunshot	01
18	Incised wound	01
19	Sucidal cut over hand & neck	01
20	Strangulation	01
21	Ligature Mark	01
22	Blister on Lower Limb	01
23	Cadaveric Spasm	01
24	Mummification	01
25	Contusion over Chest	01
26	Road Accident Abrassion	01
27	Contusion with incision	01
28	Sex assault	01
29	Healing of wound	01






PRASUTI & STREEROG DEPT. MODELS

Sr. No.	Name of Models	Quantity
1	Female pelvis with baby	1
2	Female genital organs	1
3	Male genital organs	1
4	Stages of labour	5
5	Foetus delivery model	1
6	Month wise development of foetus	7
7	Foetal skull	1
8	Placenta	1
9	Uterus with fallopian tubes	1
10	Pelvis with uterus in 9 th month of pregnancy	1
Total		20

KAUMARBHRITYA DEPT. MODELS

Sr. No.	Model	
1	Kumaragar	01
2	Plastic baby model	04
3	Contraceptives	02
4	Baby in mothers womb	01
Total		08



Kayachikitsa Models

Sr. No.	Name of Models
1	Atyayik Chikitsa
2	Adarsh Chikitsalaya
3	Rasayankuti
4	Hrudrog
5	Pictorial Album of P.K. Procedures

SHALYATANTRA DEPT. MODELS

Sr. No.	<u>Models</u>	Quantity
1	Dummy for expertise in bandasing	1
2	Model of Rectum	1
3	Model of Abdomen	1
4	Available specimen & Model for organ & system as much as possible.	- 34

SHALAKYATANTRA DEPT. MODELS

Sr. No.	Name of Models	Quantity
1	Ear	1
2	Tongue	1
3	Premolar Tooth	1
4	Eye ball	1
5	Larynx	1
6	Sagital Section of Head	1
7	Giant Eye Model	2
8	Giant size ear Model	1
9	Dental Model (small)	1
10	Model of Anatomical Nasal cavity	1
11	Dissected Model of Dental Diseases	1
12	Adult Skull (coloured) Life size	1
	Total	13

PANCHAKARMA DEPT. MODELS

1	Nadi Swed & Sankar Swed	02
2	Kutiswed, Kumbhi swed, Kupa swed	03
3	Sanstar swed & Ghanashma swed	02
4	Kati Basti Stand	01
5	Greeva Basti	01
6	Janu Basti Set	01
7	Pushta Basti	01
8	Hrid Basti	01
9	Akshi Tarpana Set	01
	Total	13

Shivani Corvade
Principal
Late Nedari Redekar Ayurvedic
Mahavidyalaya, P.G. Training and
Research Institute, Gadhinglaj